

# Learning Dialogue using Interactive Text

---

Jayakrishnan M, NPTEL, IIT Madras

Sameer Sahasrabudhe  
IIT Gandhinagar

Sahana Murthy  
IIT Bombay

Sridhar Iyer  
IIT Bombay

Slides: Natasha Gomes, Ajita Deshmukh

# Instructions



To effectively utilize this PDF, learners are advised to

- **read** through the contents attentively
- **ponder** on the reflection spots
- **use** interactive features whenever necessary.

Eg. hover over underlined words to reveal their meaning, consult hyperlinked words for further information.

# Overview



This LeD covers the following:

- What is an interactive page?
- How to create interactive pages?
  - 5-step process
  - Key to using tools

# Introduction



In the ever-evolving landscape of online education, making **static reading content interactive** can create a dynamic and engaging learning experience.

Before we deep dive, pause and think of the answer to the following reflection spot.

# Think and Answer



Identify a text-based eContent that you have received in online courses.

You may take a few seconds to think of your answer.

*Type your answer here*

# Discussion



Click on this icon  to reveal the possible answers

# Discussion



Online courses provide text-based resources like

- Transcripts of the video,
- Essential and additional reading materials among others.

# What is an interactive page?



An interactive page enables learners to interact with the content,

- in the form of **strategically placed reflection spots** providing an opportunity to express prior conceptions or perform micro-practice
- by integrating **technological features** based on the affordances of tools.



# Think and Answer



From the learner's perspective, identify some benefits of having an LeD in the form of an interactive page instead of a video.

*Type your answer here*

# Discussion



Once you have thought of your answer, you may see the possible answers by scanning this QR code



# Discussion



Interactive pages are better for

- low-bandwidth access
- inclusive (special needs, learning preferences)
- downloads and later access
- searching specific information

**You may recall other aspects highlighted in LeD 2.5 on Deciding appropriateness of various mediums to create LeDs.**

# How to create interactive pages?




When designing any content, pedagogical considerations must be determined first, followed by the selection of appropriate tools.

Creating interactive texts involves thoughtful planning and consideration of pedagogical principles to ensure that the interactive elements align with course objectives.


# 5 Step process




Define  
learning  
outcomes




Identify  
Learner  
Needs and  
Constraints



Add  
interactive  
[reflection spots](#)



Select  
Appropriate  
Tools



Provide  
clear  
instructions  
for usage

# Think and Answer



Identify at least two interactive features used in this resource. What would you integrate in your course? Why?

*Type your answer here*

# Discussion



This PDFs includes

- interactive tables of contents,
- hyperlinks to external sources
- comments/ sticky notes/ QR codes

It does not have embedded videos, however software [embedding of videos into PDFs](#) .

However, their interactivity is generally more limited compared to other available formats.

# Key to using tools



Pedagogy first before choosing the tool!  
Want to know why? [Click here!](#) 



# Think and Answer



How did you used this particular resource?

- Which part did you visit more or take more time to read?
- Which part did you highlight or annotate?  
Why?

If this data is available to the instructor, how can it be used to enhance learning ?

# Think and Answer



*Type your answer here*

Share your experience of using these features in the Discussion Forum of the course.

# Discussion



- Learners would generally display a range of behaviors while consuming this resource
- The decisions on highlighting/annotating content, reveal aspects of learning process and preferences.
- Course instructors can draw insights from this data and consequently improve their pedagogical decisions.

# Interactive ebook readers



A range of learning systems today provide users with interactive features. For instance, ebook Readers like [BookRoll](#) enables learners to add bookmarks, highlights, notes, and consult meanings of words. Other readers enable translation of words as well as read-alouds. To know about tracking learners [click here](#)


# Summary



To create an interactive textual LeD,



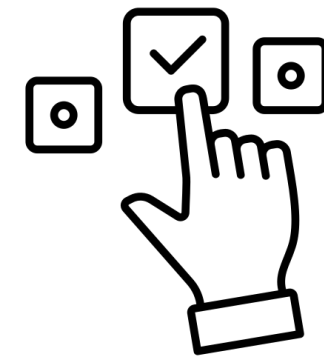
Define  
learning  
outcomes




Identify  
Learner  
Needs and  
Constraints



Add  
interactive  
reflection  
spots



Select  
Appropriate  
Tools



Provide  
clear  
instructions  
for usage